

Scaled data based on original data using
LM-79-08 Approved Method: Electrical and Photometric Measurements of Solid-
State Lighting Products

Test Report Prepared for
Cooper Lighting Solutions
(formerly Eaton)

Brand: INVUE

Report Number: P400731

Luminaire Tested: **ENT-SA1-730-U-SL3-HSS-XXB**

Issue Date: 5/20/2020

Test Information

Test Method: LM-79-08
Report Number: P400731
TEST IS SCALED FROM IESNA LM-79-08 TEST DATA (G1-2004-754-4)
Test Lab: INNOVATION CENTER
Issue Date: 5/20/2020
Manufacturer: COOPER LIGHTING SOLUTIONS (FORMERLY EATON)
Product Line: INVUE
Catalog Number: ENT-SA1-730-U-SL3-HSS-XXB
Description: ENTRI LED LUMINAIRE
(1) 70 CRI, 3000K LIGHTSQUARE IN BATTERY OPERATION WITH 16 LEDS AND TYPE III SPILL LIGHT ELIMINATOR OPTICS WITH HOUSE SIDE SHIELD
Light Source: -
Ballast/Driver: ELECTRONIC DRIVER

Summary

Lumens per Lamp: N/A
Luminaire Lumens: 589 lumens
Efficiency: N/A
Efficacy: 45.3 lumens/watt
Luminous Opening: Rectangular (W 0.5' x L: 0.5' x H: 0')
IES Classification: Type III - Short - Semi-Cutoff
BUG Rating: B0 - U0 - G0

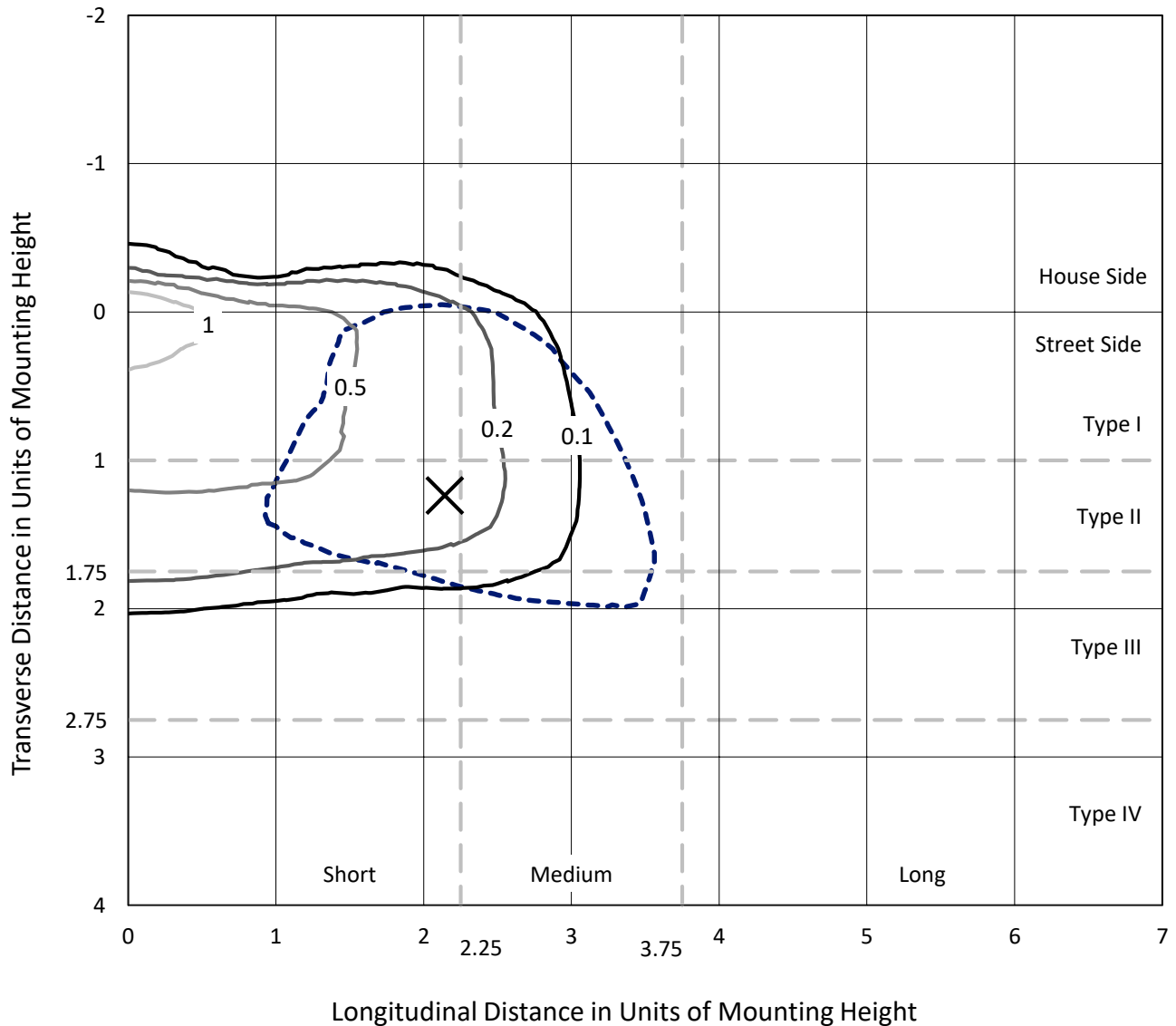
Input Watts (W): 13
Input Voltage (V): NR
Input Current (Ain): NR
Voltage Rise (V): NR
Power Factor: NR
Total Harmonic Distortion (THDi): NR
Frequency (hertz): 60
Stabilization Time: NR
Operation Time: NR
Ambient Temperature (°C): NR
Test Distance: 25 FT



REPORT NUMBER: P400731
 CATALOG NUMBER: ENT-SA1-730-U-SL3-HSS-XXB

Iso-Footcandle Lines of Horizontal Illumination

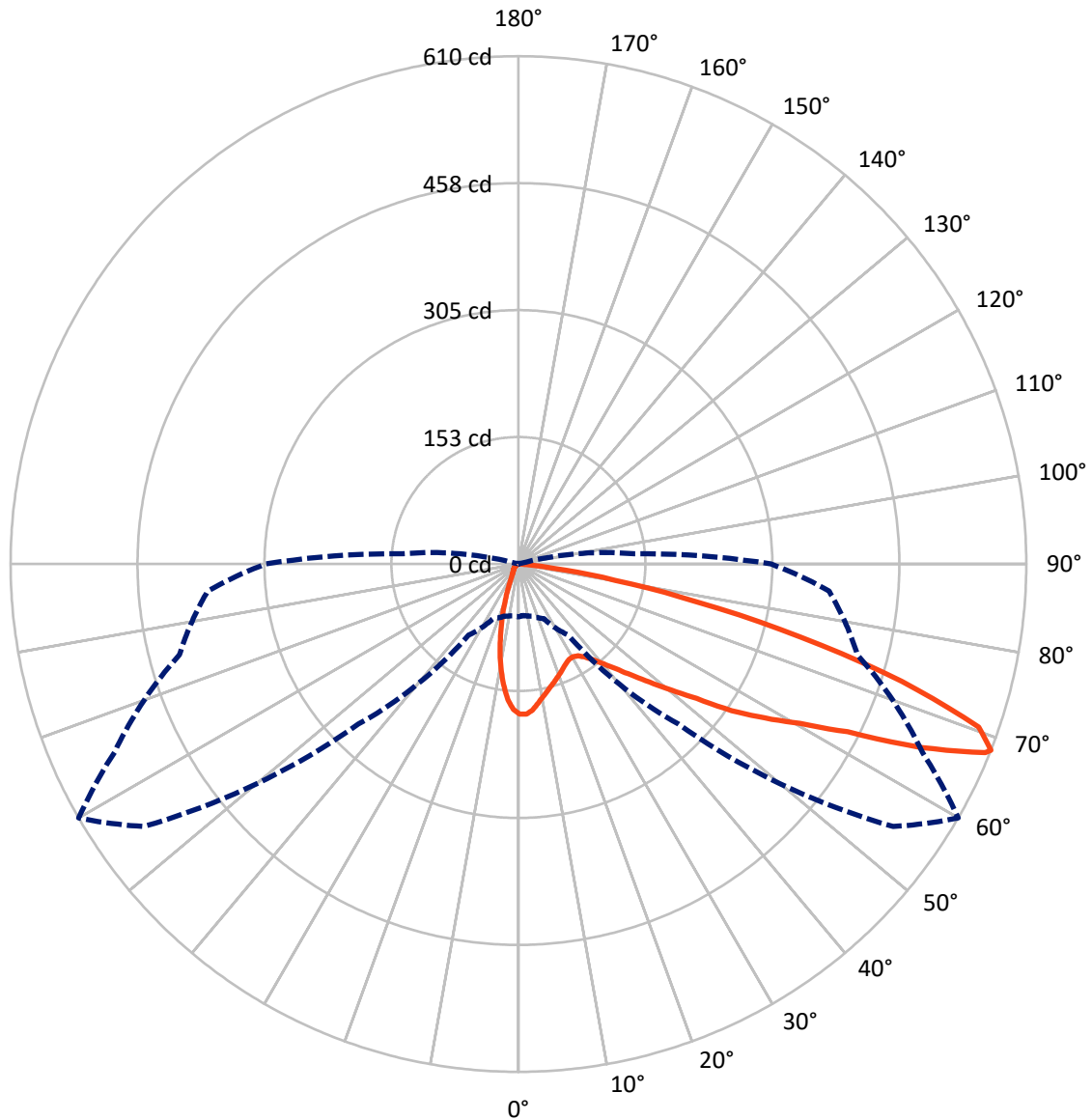
× Max cd
 - - - 1/2 Max cd



Based on 10 foot mounting height. Maximum calculated value = 1.8 fc
 Type III - Short - Semi-Cutoff

REPORT NUMBER: P400731
CATALOG NUMBER: ENT-SA1-730-U-SL3-HSS-XXB

Luminous Intensity Polar Plot



— Vertical Plane Through 60-Deg Lateral - - - Horizontal Cone Through 68-Deg Vertical

REPORT NUMBER: P400731

CATALOG NUMBER: ENT-SA1-730-U-SL3-HSS-XXB

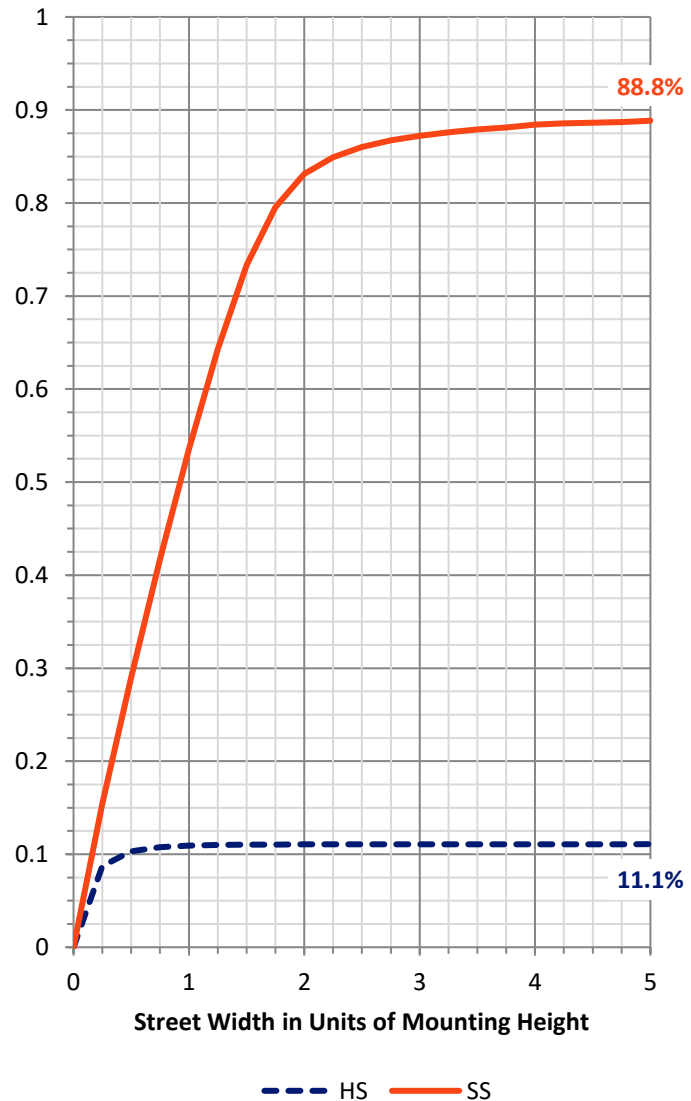
FLUX DISTRIBUTION:

		Downward	Upward	Total
House Side	Lumens	65.9	0.0	65.9
	% Fixture	11.2	0.0	11.2
Street Side	Lumens	523.2	0.0	523.2
	% Fixture	88.8	0.0	88.8
Total	Lumens	589.0	0.0	589.0
	% Fixture	100.0	0.0	100.0

Coefficient of Utilization

ZONAL LUMENS:

Zone	Lumens	% Fixture
0°-10°	14.6	2.5
10°-20°	29.8	5.1
20°-30°	39.3	6.7
30°-40°	54.2	9.2
40°-50°	82.2	14.0
50°-60°	132.6	22.5
60°-70°	157.5	26.7
70°-80°	74.3	12.6
80°-90°	4.4	0.8
90°-100°	0.0	0.0
100°-110°	0.0	0.0
110°-120°	0.0	0.0
120°-130°	0.0	0.0
130°-140°	0.0	0.0
140°-150°	0.0	0.0
150°-160°	0.0	0.0
160°-170°	0.0	0.0
170°-180°	0.0	0.0
0°-90°	589.0	100.0
0°-180°	589.0	100.0



REPORT NUMBER: P400731

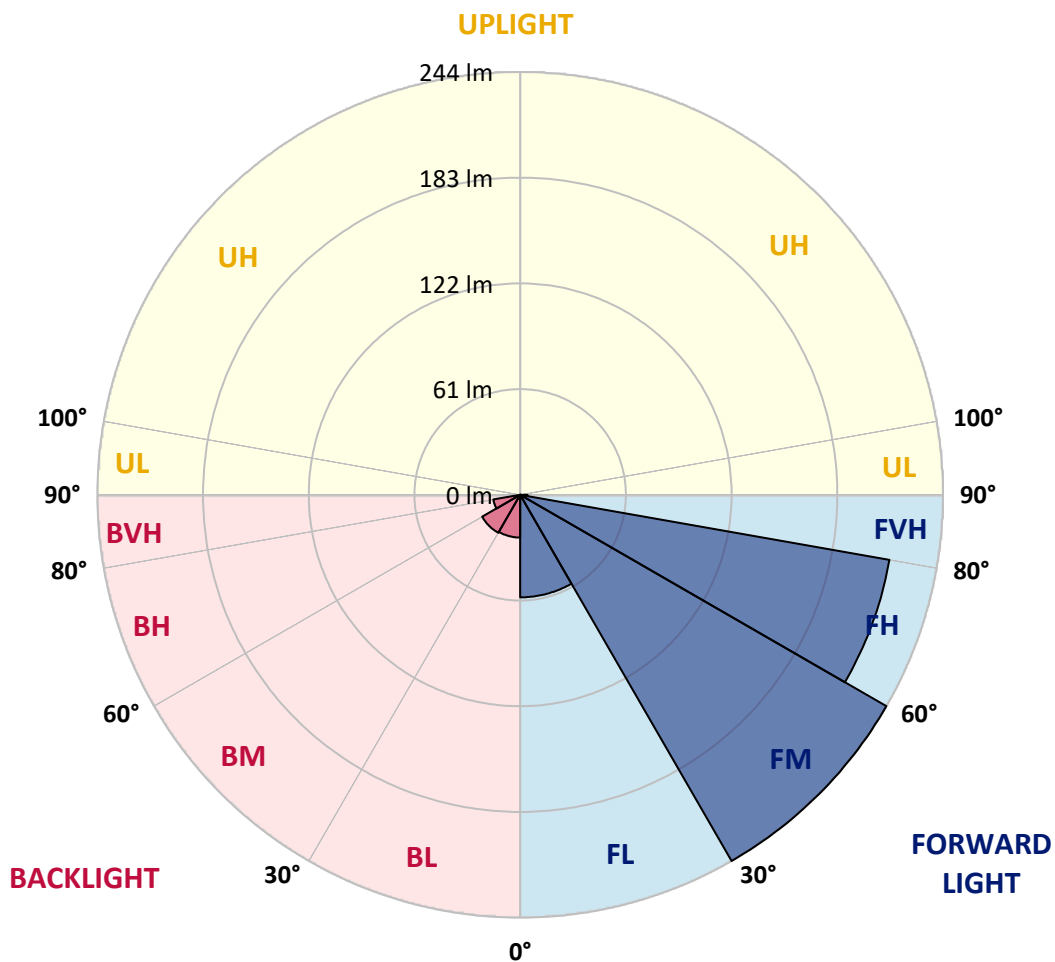
CATALOG NUMBER: ENT-SA1-730-U-SL3-HSS-XXB

LUMINAIRE CLASSIFICATION SYSTEM LUMEN TABLE AND BUG RATING:

Zone	Lumens	% Fixture	Zone Rating/Lumen Limit		
			B	U	G
FL (0°-30°)	59.1	10.0			
FM (30°-60°)	243.7	41.4			
FH (60°-80°)	216.1	36.7			G0/660
FVH (80°-90°)	4.2	0.7			G0/10
BL (0°-30°)	24.6	4.2	B0/110		
BM (30°-60°)	25.3	4.3	B0/220		
BH (60°-80°)	15.7	2.7	B0/110		G0/110
BVH (80°-90°)	0.2	0.0			G0/10
UL (90°-100°)	0.0	0.0		U0/0	
UH (100°-180°)	0.0	0.0		U0/0	

BUG Rating: B0-U0-G0

Type III Short



REPORT NUMBER: P400731

CATALOG NUMBER: ENT-SA1-730-U-SL3-HSS-XXB

CANDELA DISTRIBUTION (FULL):

	0°	5°	15°	25°	35°	45°	55°	60°	65°	75°	85°
0°	180.3	180.3	180.3	180.3	180.3	180.3	180.3	180.3	180.3	180.3	180.3
2.5°	178.7	178.3	179.4	179.7	180.0	180.6	180.5	180.6	180.7	180.5	179.3
5°	166.5	167.2	168.2	169.5	170.8	173.8	175.0	176.2	177.0	177.6	176.5
7.5°	154.5	155.9	156.7	159.1	161.1	164.2	166.8	168.9	170.9	173.1	172.0
10°	144.9	145.4	146.1	148.3	151.3	156.0	159.4	162.0	164.4	168.1	167.2
12.5°	135.5	135.8	137.2	139.6	142.7	148.5	153.0	156.0	158.7	163.3	163.4
15°	128.6	128.7	129.6	131.8	135.4	141.6	147.4	150.7	154.5	160.1	160.4
17.5°	124.1	124.0	124.2	125.6	129.0	134.9	141.9	145.8	150.3	157.5	157.8
20°	122.7	122.5	122.1	121.8	123.9	129.0	136.9	141.2	146.5	155.6	155.7
22.5°	123.9	123.5	122.6	120.9	121.5	124.8	131.4	136.6	143.1	154.6	153.9
25°	126.8	126.8	125.6	122.9	121.5	122.2	127.5	132.5	139.7	154.1	152.6
27.5°	131.6	131.4	129.8	127.0	124.4	122.5	125.1	129.8	137.2	154.7	152.0
30°	137.4	136.8	135.1	133.1	129.9	125.8	125.6	129.1	136.0	156.6	152.4
32.5°	142.9	142.9	142.2	140.3	137.2	131.8	128.7	131.5	137.5	159.7	153.7
35°	149.7	149.6	149.8	149.1	146.4	140.7	135.7	137.1	142.1	164.9	156.8
37.5°	155.1	155.2	156.9	158.1	156.9	150.9	145.7	145.7	149.9	172.7	162.1
40°	160.4	160.6	163.8	167.3	167.6	162.8	157.8	157.7	160.1	182.3	170.3
42.5°	165.2	166.0	170.6	176.6	180.1	176.9	173.2	172.0	173.2	196.8	183.6
45°	170.3	171.9	178.3	187.0	192.7	192.8	191.4	190.0	190.6	213.1	201.4
47.5°	176.9	178.7	186.7	197.4	208.2	211.0	212.3	211.8	210.2	233.7	224.4
50°	187.6	189.3	196.8	208.8	223.6	233.7	237.2	237.8	235.7	256.4	250.4
52.5°	205.8	206.8	213.8	223.3	239.8	258.7	267.9	268.0	263.3	283.1	278.6
55°	225.3	227.9	236.1	247.0	264.1	285.3	308.3	310.8	296.3	306.5	299.2
57.5°	225.6	228.1	241.6	262.7	298.5	326.6	347.1	348.9	332.8	325.3	318.6
60°	201.8	203.1	222.0	252.8	310.8	382.3	391.3	388.6	358.4	344.7	342.9
62.5°	142.4	143.0	165.4	206.1	283.6	408.8	458.5	444.0	394.8	373.3	379.3
65°	89.6	89.3	98.6	131.1	211.0	382.7	541.7	531.1	461.6	409.0	407.6
67.5°	66.2	64.6	67.1	77.2	120.5	300.4	556.9	604.7	525.3	423.9	383.1
68°	63.5	62.1	64.7	72.5	104.2	271.9	549.6	610.0	535.4	421.5	374.7
70°	53.9	52.6	54.8	60.7	72.6	176.5	484.9	586.5	544.6	401.1	330.2
72.5°	38.3	39.0	44.8	52.1	61.5	90.5	357.1	481.7	468.4	356.8	251.2
75°	22.7	24.0	31.6	42.0	56.5	59.8	230.4	350.2	343.7	247.0	136.1
77.5°	8.0	8.5	15.7	28.0	46.6	47.4	128.3	220.2	204.8	100.9	40.2
80°	2.9	2.9	5.8	15.6	30.1	36.2	68.2	117.5	80.8	26.2	11.1
82.5°	0.5	0.5	1.3	5.3	13.3	19.3	31.7	41.8	24.0	5.8	5.5
85°	0.0	0.0	0.0	0.0	0.2	0.2	9.3	9.4	4.4	0.8	2.4
87.5°	0.0	0.0	0.0	0.0	0.0	0.1	0.2	0.2	0.2	0.2	0.3
90°	0.0	0.0	0.0	0.0	0.0	0.0	0.0	0.0	0.0	0.0	0.0



REPORT NUMBER: P400731

CATALOG NUMBER: ENT-SA1-730-U-SL3-HSS-XXB

CANDELA DISTRIBUTION (continued):

	90°	95°	105°	115°	125°	135°	145°	155°	165°	175°	180°
0°	180.3	180.3	180.3	180.3	180.3	180.3	180.3	180.3	180.3	180.3	180.3
2.5°	178.8	178.6	177.5	175.5	173.8	171.0	170.5	167.8	166.8	166.0	166.8
5°	175.7	174.6	170.9	166.4	160.3	153.1	148.9	143.1	141.9	138.7	140.6
7.5°	170.6	168.1	161.2	151.5	140.3	129.3	120.9	112.8	105.9	103.5	102.8
10°	165.2	161.7	150.1	135.1	118.9	102.0	89.5	77.9	71.4	65.3	65.1
12.5°	160.1	154.8	138.0	117.1	94.5	74.5	58.3	46.0	38.3	34.1	35.2
15°	156.0	148.9	125.8	99.1	70.6	48.0	33.0	25.1	22.4	21.1	21.3
17.5°	152.0	142.6	114.0	80.3	50.3	29.6	21.4	18.7	17.9	17.6	17.4
20°	148.4	136.5	101.6	63.4	33.2	20.5	17.6	16.7	16.4	16.2	16.2
22.5°	144.8	130.1	89.2	47.0	22.7	16.8	15.8	15.4	15.2	14.9	14.9
25°	141.5	123.9	76.9	32.9	17.4	15.0	14.3	13.9	13.5	13.2	13.2
27.5°	139.0	119.2	65.4	23.3	14.6	13.5	12.8	12.1	11.6	11.2	11.2
30°	137.4	114.6	54.3	17.6	13.0	12.0	11.1	10.2	9.4	8.9	8.8
32.5°	136.5	110.8	44.0	14.4	11.6	10.5	9.4	8.4	7.5	6.9	6.9
35°	136.9	107.8	33.7	12.2	10.5	9.2	8.0	6.8	6.0	5.5	5.4
37.5°	139.5	106.1	25.1	10.8	9.4	8.0	6.8	5.6	4.8	4.4	4.3
40°	144.4	106.5	19.1	9.8	8.6	7.0	5.6	4.6	3.9	3.5	3.5
42.5°	154.3	109.4	15.1	9.0	7.7	6.0	4.7	3.8	3.2	2.9	2.8
45°	167.4	114.9	12.4	8.3	6.8	5.1	4.0	3.2	2.6	2.3	2.3
47.5°	187.2	123.7	10.7	7.6	5.9	4.3	3.3	2.6	2.0	1.8	1.7
50°	210.1	136.0	9.4	6.8	5.2	3.6	2.8	2.0	1.6	1.3	1.3
52.5°	233.5	149.7	8.5	6.1	4.5	3.1	2.2	1.5	1.1	0.9	0.9
55°	254.9	161.2	7.6	5.5	3.8	2.6	1.8	1.2	0.8	0.6	0.6
57.5°	275.7	171.7	6.6	4.8	3.1	2.1	1.4	0.9	0.6	0.4	0.4
60°	301.8	185.3	5.7	4.1	2.5	1.7	1.1	0.7	0.4	0.3	0.2
62.5°	333.3	195.2	4.8	3.3	2.0	1.3	0.8	0.5	0.3	0.1	0.1
65°	344.9	182.1	4.0	2.7	1.6	1.0	0.6	0.4	0.2	0.1	0.1
67.5°	312.5	146.7	3.2	2.1	1.2	0.7	0.5	0.3	0.2	0.1	0.1
68°	303.5	139.5	3.1	2.0	1.1	0.7	0.4	0.3	0.1	0.1	0.0
70°	256.2	112.0	2.5	1.5	0.9	0.6	0.4	0.2	0.1	0.1	0.0
72.5°	190.0	77.3	1.8	1.0	0.6	0.4	0.3	0.2	0.1	0.1	0.0
75°	100.2	30.1	1.4	0.8	0.5	0.4	0.3	0.3	0.2	0.1	0.1
77.5°	28.8	9.5	1.1	0.6	0.5	0.5	0.5	0.4	0.4	0.3	0.2
80°	8.4	3.1	0.7	0.4	0.5	0.5	0.6	0.5	0.5	0.4	0.4
82.5°	4.5	1.2	0.4	0.3	0.3	0.4	0.5	0.4	0.3	0.2	0.1
85°	1.9	0.4	0.3	0.2	0.2	0.2	0.2	0.2	0.2	0.1	0.1
87.5°	0.1	0.2	0.2	0.1	0.1	0.1	0.1	0.1	0.1	0.1	0.1
90°	0.0	0.0	0.0	0.0	0.0	0.0	0.0	0.0	0.0	0.0	0.0

(END OF REPORT)